



Founded in 1946

Project: _____

Items: _____

Quantity: _____

Approval: _____

Date: _____

Stainless Steel Wall Paneling



Upgrade your kitchen with stainless steel wall paneling. Easy to install using a divider system that allows each panel to slide into place. Perfect as a backsplash for Winholt custom tables and sinks.

Features:

- 18 Gauge stainless steel
- 1/2" Deep panels
- Dividers used to connect panels
- End seams to finish a run of panels
- Inside and outside corner seams allow run of panels to align across walls

Benefits:

- Divider system allows panels to slide in for smooth installation
- Easy-to-clean surface reduces maintenance
- Sleek, modern look enhances any workspace
- Long-lasting performance in high-use environments
- Integrate with other Winholt stainless steel solutions
- Corners allow for panels to extend across entire room



STAINLESS STEEL WALL PANELING

Winholt Equipment | 20 Crossways Park North, Suite 205 | Woodbury, New York 11797

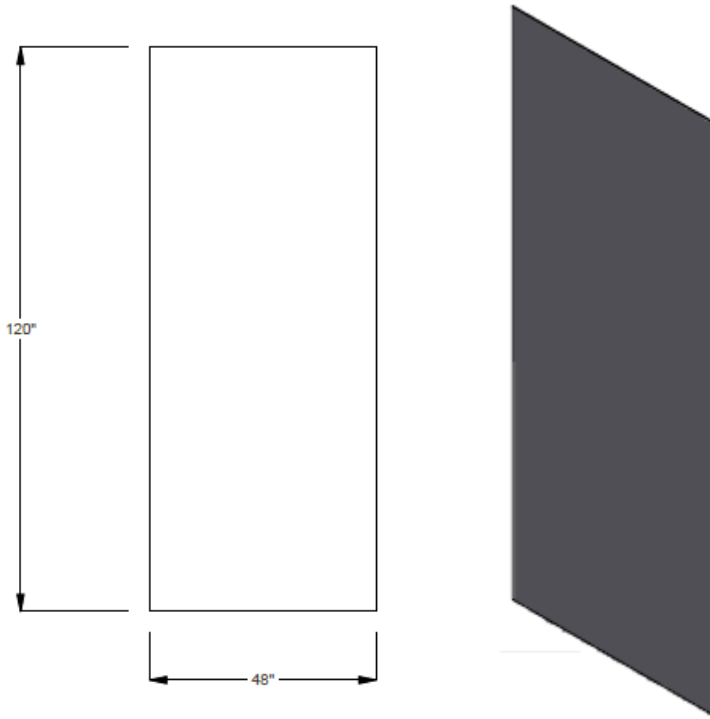
Pennsylvania | Texas | California

800.444.3595 | sales@winholt.com | www.winholt.com

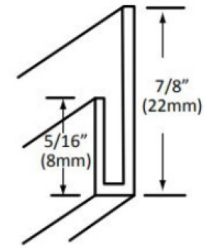


Founded in 1946

Stainless Steel Wall Paneling



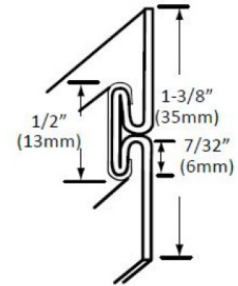
SS-WF-TRIM-END10



Comes with end trim (shown above) and dividers (shown below) to connect / hold panels



SS-WF-TRIM-DIV10



Model Number	Order #	Width (in)	Length (in)	Wt per Panel (lb)
Stainless Steel Panels				
SSWF-18-36120	1155470	36	120	61
SSWF-18-48120	1155342	48	120	81
SSWF-18-36144	1155471	36	144	73
SSWF-18-48144	1155469	48	144	97

Model Number	Order #
Panel End	
SS-WF-TRIM-END10	1150428
Panel Divider	
SS-WF-TRIM-DIV10	1150427

Model Number	Order #
Inside Corner	
SS-WF-CNR-IN10	1156212
Outside Corner	
SS-WF-CNR-OUT10	1156213

Freight Class: 175

As part of our commitment to continuous product improvement, Winholt reserves the right to modify materials and specifications without prior notice.