



WR44S

Cooler

Two Door, Sliding Glass Reach In Cooler

Features

- Sliding double pane glass doors
- Self-closing doors
- Digital temperature controller
- LED lighting header panel
- 2.5" casters, with front brakes
- Smart K clips for easy shelf adjustment
- "No frost" air circulation
- Bottom mount R290 compressor
- Stainless steel interior bottom
- Slim 39mm door frame
- Price tag moldings with unit
- NEMA 5-15 plug standard



WR Distribution

info@wr.ca | P: 1-888-443-1946 | www.wr.ca





WR44S - Specifications

Voltage / Frequency	External Dimensions	Internal Dimensions	Doors	Temperature range	Shelving Qty	Refrigerant	Net Weight	Casters
110V / 50Hz	54.1" W x 31.7" D x 78.7" H	49.3" W x 26.8" D x 58.7" H	2	1 - 10 C	8	R290	350 Lbs	2.5"

Lighted Display Header Panel

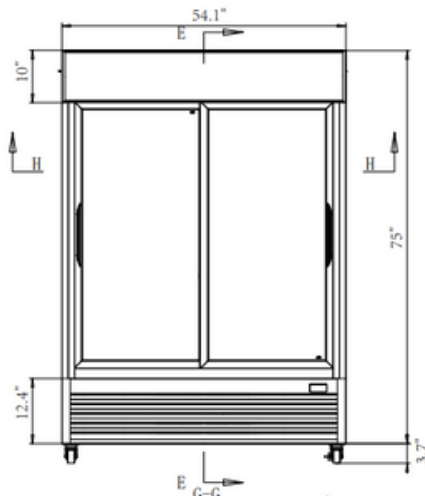
Lighted Display Visual Dimensions	Lighted Display Visual Dimensions
Lighted Display Overall Dimensions	Lighted Display Visual Dimensions



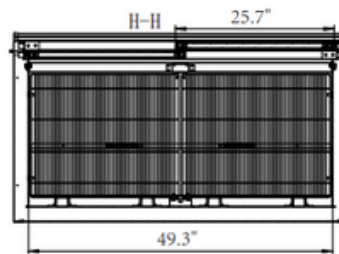
125V / 15A

Line Drawings

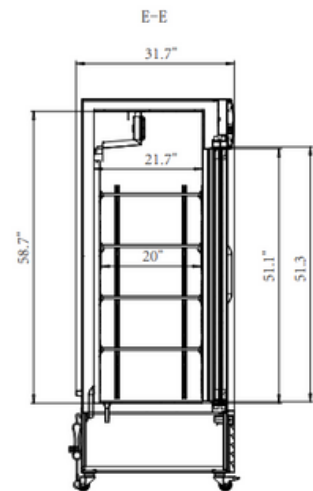
Front View



Top View



Side View



Warranty

- 2 Years Parts & Labor Warranty
- 5 Year Compressor Part Warranty



WR Distribution

info@wr.ca | P: 1-888-443-1946 | www.wr.ca

