

Technical data sheet for

## EC40M7 ON THE SK40A STAND

Full Size 7 Tray Manual / Electric Combi Oven on a Stainless Steel Stand



### STANDARD FEATURES

- Electric direct steam version
- 7 x 1/1 GN tray capacity
- 7 x 600mm x 400mm tray capacity
- 70mm tray spacing
- Compact 812mm wide
- 12kW heating power
- Hand shower with fittings and connections included
- Electro-mechanical controls to set time, temperature and operation mode
- Temperature range 50-260°C
- Manual timer range up to 120 minutes
- Selector for convection, steam and combi modes
- Door open rapid cool down function
- Manual cleaning system with externally-connected hand shower
- Autoreverse (automatic inversion of the direction of the fan) for perfectly uniform cooking
- Manual chamber venting
- LED chamber lighting
- Perfectly smooth cooking chamber walls with rounded edges
- Double-glazed door with thermo-reflective tempered glass
- Adjustable hinges for optimal door seal
- Triple action water filter cartridge and filter head included

### ACCESSORIES

- Turbofan SK40A Oven Stand



#### EC40M7

Unit shall be a Moffat electrically heated Turbofan direct steam injection combination convection steam oven. The oven shall have a stainless steel oven chamber with 7 x 1/1 GN capacity, 12.5kW power rating and two auto-reversing direction fans. Oven door shall be vented safe touch and feature LED oven chamber lighting. Electro-mechanical controls shall provide Convection, Steam, and Combi cooking mode selection, door open rapid cool down function, temperature control 50-260 C, manual timer for up to 120 minutes, and a manual oven vent open/close switch. A water hand shower shall be included as standard. Oven shall be able to be bench mounted on 100mm feet or mounted on Turbofan oven stand model SK40A. Unit shall be supplied in 100% recyclable shipping packaging.

#### SK40A

Unit shall be a Moffat Turbofan stainless steel oven stand. The stand shall be constructed from stainless steel tube with 4 adjustable feet. It shall be fitted with 6 tray runners suitable for 1/1 GN pans and 600 x 400 trays. The stand shall be fully compatible with, and support, Turbofan Combi Oven models EC40M5, EC40M7, EC40D5 and EC40D7. Unit shall be supplied in 100% recyclable shipping packaging.

## EC40M7 Full Size Manual/ Electric Combi Oven on a Stainless Steel Stand

### Dimensions

Width	812mm
Depth	725mm
Height	960mm
Weight	90kg

### Packed Dimensions

Width	910mm
Depth	865mm
Height	1050mm
Weight	102kg
Volume	0.83 m <sup>3</sup>

### Shelves

1/1 GN	7
Shelf Spacings	70mm

### Power connection requirements

Multi pole circuit breaker and all pole disconnection isolator switch installed near the appliance.

### Electrical requirements

400-415V, 50Hz, 3P+N+E, 12.5kW, 17.4A/ph

### Water Supply

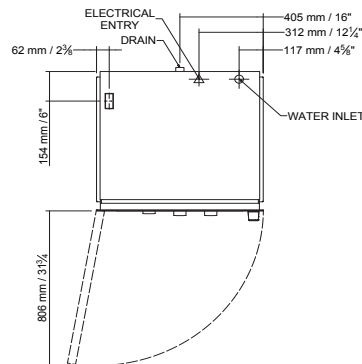
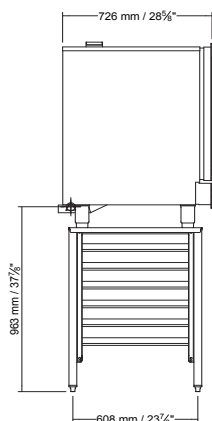
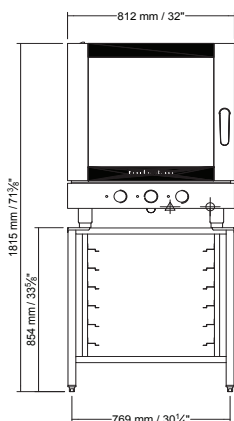
1 x R3/4 connections  
Cold Water  
Flow pressure 200-500 kPa  
Shut off valve with back flow prevention

### Water Quality

- total hardness 60-90 ppm
- pH > 7.5
- Cl-(chloride) <30 ppm
- temperature < 50°C

### Drain

- Funnel waste trap/tundish required
- 40 mm outlet
- Minimum fall/slope for waste 4°



## SK40A Stainless Steel Stand

All stainless steel welded frame oven stand for Turbofan EC40 5 tray and 7 tray Series Combi ovens  
6 position tray runners  
4 height adjustable feet  
Supplied CKD for assembly on site

### External Dimensions (SK40A Oven Stand)

Width	810mm
Height	854mm
Depth	650mm

### Nett Weight (SK40A Oven Stand)

19kg

### Packing Data (SK40A Oven Stand)

22kg	
0.11m <sup>3</sup>	
Width	830mm
Height	880mm
Depth	160mm

## INSTALLATION CLEARANCES

Installation requirements (for precise installation instructions, please refer to the unit's installation manual).

- rear 50mm
- right 50mm\*
- left 50mm\*

\*For recessed installations a minimum of 500mm clearance must be maintained on one of the sides.

If heat sources are located near the Turbofan Combi, ensure that a minimum distance of 400mm is maintained.

Install in accordance with local body regulations only on horizontal surfaces and not against combustible walls.



Australia  
www.moffat.com.au  
New Zealand  
www.moffat.co.nz  
www.turbofanoven.com

Australia  
Moffat Pty Limited  
Victoria/Tasmania  
740 Springvale Road  
Mulgrave, Victoria 3170  
Telephone 03-9518 3888  
Facsimile 03-9518 3833  
vsales@moffat.com.au

New South Wales  
Telephone 02-8833 4111  
nswsales@moffat.com.au

South Australia  
Telephone 03-9518 3888  
vsales@moffat.com.au

Queensland  
Telephone 07-3630 8600  
qldsales@moffat.com.au

Western Australia  
Telephone 08-9202 6820  
bgarcia@moffat.com.au

New Zealand  
Moffat Limited  
Christchurch  
45 Illinois Drive  
Izone Business Hub  
Rolleston 7675  
Telephone +64 3-983 6600  
Facsimile +64 3-983 6660  
sales@moffat.co.nz

Auckland  
Telephone 09-574 3150  
sales@moffat.co.nz



In line with policy to continually develop and improve its products, Moffat Limited reserves the right to change specifications and design without notice.

