

# RC25

## Remote Condensing System

### Features

Provides high capacity refrigeration for frozen beverage dispensing. Either one or two dispensers may be connected to each refrigeration system. Maximum total length of refrigeration suction line is 150 feet (45.7 m).

### Refrigeration System

One, approximately 16,000 btu/hr compressor. R404A.  
(BTU s may vary based on compressor used.)



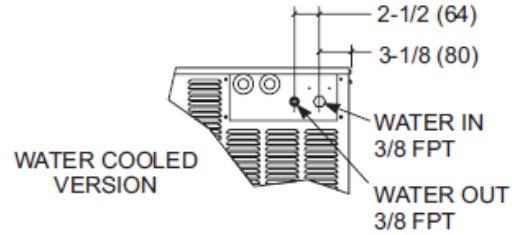
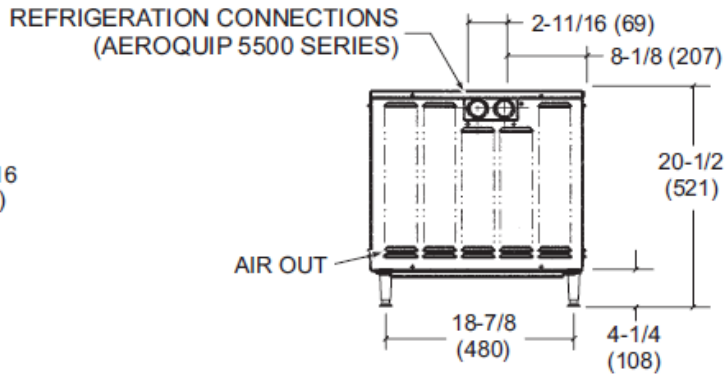
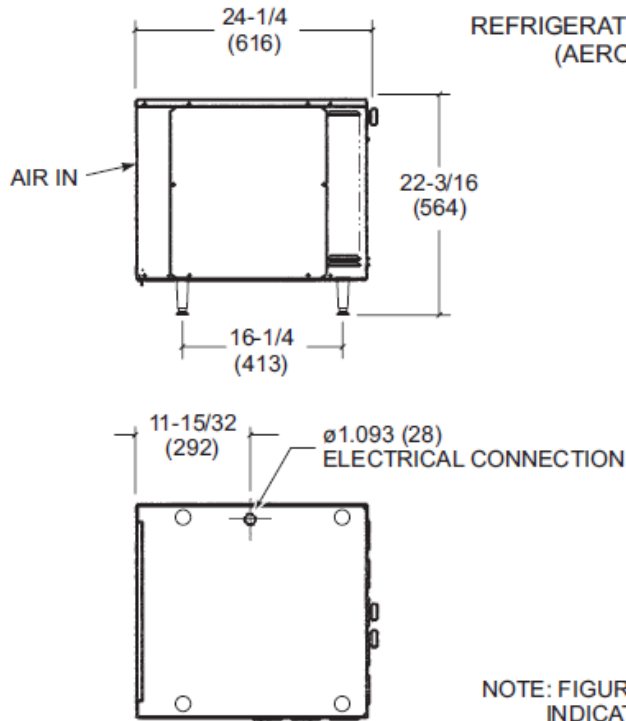
#### Approval Mark Note:

The Approval marks shown below may not apply to every model configuration. Approvals may vary based on Voltage, Model Option and Accessory selection, please contact your local distributor for more information.

Rockton, Illinois 61072  
**800-255-0626**  
Phone 815-624-8333 Fax 815-624-8000  
**www.taylor-company.com**  
E-mail: info@taylor-company.com

International Office  
Taylor Company S.r.l.  
Roma, Italy  
Tel: **+39-06-420-12002** Fax: +39-06-420-12034  
E-mail: romeoff@taylor-company.com

ISO 9001:2015  
Registered Firm



NOTE: FIGURES IN PARENTHESES INDICATE MILLIMETERS

Weights	lb.	kg
Net	160	72.6
Crated	200	90.7
<i>*For reference only</i>		
	cu. ft.	cu. m
Volume	17.9	.48
Dimensions	in.	mm
Width	24-27/32	631
Depth	24-1/4	613
Height	23-3/16	594
Floor Clearance	3-1/4	108

Mounted on outdoor legs

Electrical	Maximum Fuse Size	Minimum Circuit Ampacity	Poles (P) Wires (W)
208-230/60/1 Air	30	18	2P 3W
208-230/60/1/Water	30	17	2P 3W

This unit may be manufactured with other electrical characteristics and may have additional regulatory agency approvals. Consult the local Taylor distributor for other electrical characteristics and agency approvals based on specific electrical and country requirements. (For exact electrical information, approval marks, and refrigerant, always refer to the data label of the unit.)

**Continuing research results in steady improvements. Therefore, these specifications are subject to change without notice.**

**Bidding Specs**

Electrical: Volt \_\_\_\_\_ Hz \_\_\_\_\_ ph \_\_\_\_\_  
 Neutral: Yes No      Cooling: Air Water NA

**Options:** \_\_\_\_\_

All options may not be available in combination with others or with all electrical or cooling configurations. Please consult your local Taylor distributor.

**Authorized Taylor Distributor**

**Specifications**

**Electrical**

One dedicated connection required. Manufactured to be permanently connected. See the Electrical chart for proper electrical specifications.

**Refrigeration Connections**

Sealed bulkhead fittings, 5/8" OD on suction (low pressure) side and 3/8" OD on discharge (high pressure) side. (Refrigeration lines are not provided.)

**Air-Cooled**

Minimum Clearance: 3" (76 mm) on three sides, with air deflector installed on condenser side. Minimum air clearances must be met to assure adequate air flow for optimum performance.

**Water Cooled**

Water inlet and drain connections at rear, 3/8" FPT.

**Options**

- Outdoor Use (Air Cooled Units Only)



750 N. Blackhawk Blvd.  
 Rockton, Illinois 61072  
[www.taylor-company.com](http://www.taylor-company.com)