

• **BD3632DIS**

45-3/8"L x 32-1/4"D x 82-5/8"H

Included

- NOTE: ARM Form required at time of PO for this standalone unit w/ E-Box
- (5) Display levels with (4) trays on each level
- Clear glass swinging door w/ left hinge (self-closing)
- LED 4000K top & shelf lights
- One piece formed ABS plastic tub
- One year parts & labor warranty
- Shelving removable and adjustable on 1" centers



BD3632DIS

Specify	Standard Features	Additional Options
EXTERIOR COLOR	• Powder coated Silversan Black	
INTERIOR COLOR	• Powder coated Silversan Black	
BASE SUPPORT	• Casters w/ levelers	• Seismic levelers
END PANELS	• Full w/stainless steel mirror interior	
FRONT DOORS	• Clear glass swinging door w/ left hinge (self-closing)	
VINYL GRAPHICS	• None	• Full wrap graphic set • Logo graphic only
SHELVING	• Metal shelves (5), lighted (LED)	
LIGHTS	• LED 4000K top & shelf lights	
E-BOX LOCATION	• Customer RH	
ELECTRICAL CONNECTION	• 6' GFCI straight blade power cord (base exit)	• 6' GFCI locking blade power cord (base exit)
INTERNET CONNECTION	• Ethernet connection to local network	• Cellular T-Mobile \$10 per month
SCANNER	• None	¹ • Barcode Scanner ² • RFID Scanner
TERMINAL (ACQUIRER)	• Cantaloupe (Fiserv)	• Castles (Adyen) • Castles (Apriva) • Elavon • None • Payter (Fiserv)
MISCELLANEOUS		• Second year parts & labor warranty

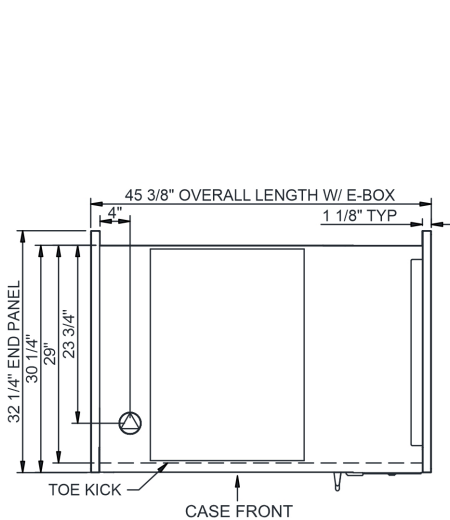
Option Notes: 1 - Cannot be used w/ RFID Scanner

2 - Cannot be used w/ Barcode Scanner

Intended Environment: Type II - Designed to operate in ambient conditions of 80°F and 55% relative humidity unless noted otherwise in system information below.		
Zone	Intended Product To Be Displayed	Warmest Avg Prod Temp ° F
1	Packaged non-refrigerated products	

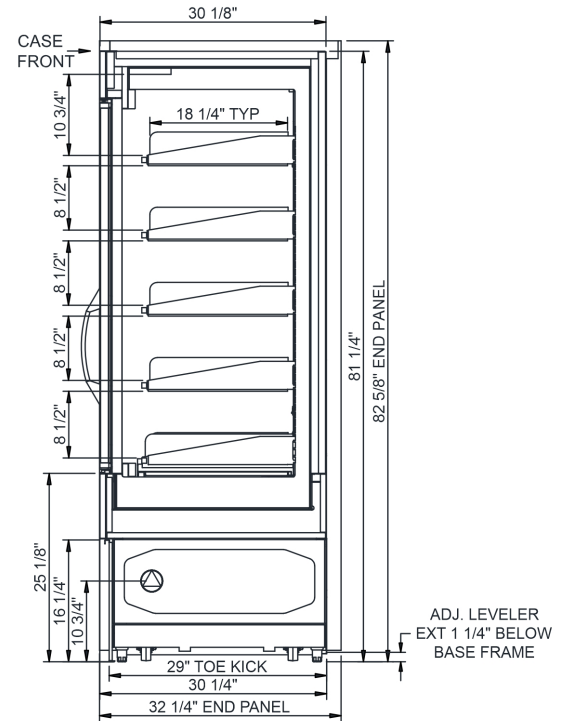
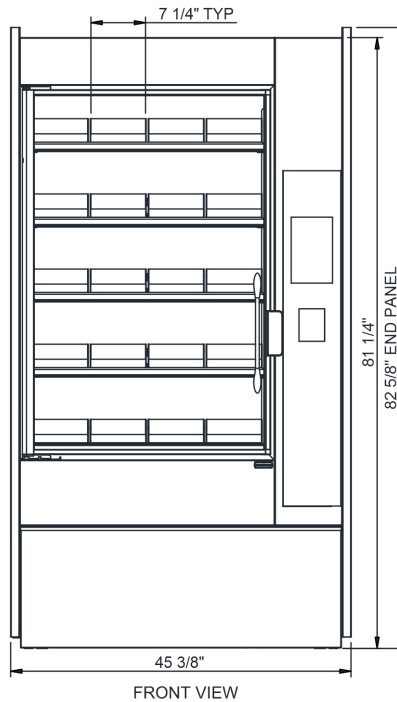
PLAN VIEW

SIDE VIEW



NOTE:

1. SHELF TRAY DIMENSIONS: 7 1/4" W X 18 1/4" D



NOTE: ALL DIMENSIONS APPROXIMATE

- ELECTRICAL JUNCTION BOX (SUPPLIED WITH 6" LEADS OR POWER CORD).
- LOCATION OF DRAIN TUBE FOR REMOTE REF. ONLY (SUPPLIED WITH 3/4" OR 1 1/2" PVC TUBE).

- REFRIGERATION LINE CONNECTION.
- REMOTE FLOOR SINK & UTILITIES ACCESS AREA.

- SELF-CONTAINED CASE SERVICE ACCESS AREA.
- DRY CASE SERVICE ACCESS AREA.

Model Technical Specifications																	
Model	L"	L1"	L2"	System Circuit Volts		Phs	Freq	Amps ***	Watts	Wires	NEMA Plug	SST	Conv. Rack BTUH	Para. Rack BTUH	Est Wt		
BD3632DIS	N/A	45.38	.00	Ambient/Lights (N/A)		Circuit #1	110-120	1	60	1.70	68	2+G	5-15P or L5-15P	N/A	N/A	N/A	1,180

*** Does not include electric defrost on freezer models.

Regulatory Approvals:

All Models	ETL Listed to UL 751 ETL Listed to CAN/CSA 22.2 No. 128 ETL Sanitation to NSF/ANSI 25
------------	---



Important Notes:

- 1) ARM Form required at time of PO for this standalone unit w/ E-Box.
- 2) Temperatures inside display will be at least 10° warmer than outside ambient environment. Products prone to melting should be avoided.

⚠ WARNING: This product can expose you to chemicals, including Urethane (Ethyl Carbamate), which are known to the State of California to cause cancer and birth defects or other reproductive harm. For more information go to www.P65Warnings.ca.gov.

ARM Form

To be filled out by End User	
PO Number	
Company Name	
Address	
Contact Person	
Phone Number	
Email Address	
Who will be the Single Point of Contact to set up the Payment System?	
- Name	
- Phone Number	
- Email Address	
Who will be the Single Point of Contact for training of the Instant Systems Software?	
- Name	
- Phone Number	
- Email Address	

To be filled out by Dealer	
PO Number	
Company Name	
Address	
Contact Person	
Phone Number	
Email Address	
Who is the Rep Group Contact?	
- Name	
- Company	

To be filled out by Structural Concepts' OMS team	
SCC Order #	
Requested Ship Date	

To be filled out by Structural Concepts' Success Management team	
Merchant of Record	
Payment Terminal Part #	
Acquirer	
Closed Loop	
License Fee	
Internet Connection	