



Serving the Food Industry Since 1951

Countertop Electric Fryer

ITEM: 34867
MODEL: CE-CN-0006

34868
CE-CN-0012

39371
CE-CN-0006-D

39372
CE-CN-0012-D



Ideal for small to medium applications.

Made of stainless steel to allow easy cleaning, these units are equipped with a limit switch to prevent overheating. These fryers are controlled by a thermostat, and operating temperatures range from 50°-190°C /122°-374°F.

- Stainless steel build and compact size
- Simple Operation
- Easy cleaning
- Anti-slip feet

Telephone: 1-800-465-0234



Fax: (905) 607-0234

Email: sales@omcan.com

Website: www.omcan.com



Authorized Dealer



34867
34868

39371
37372

Made in China

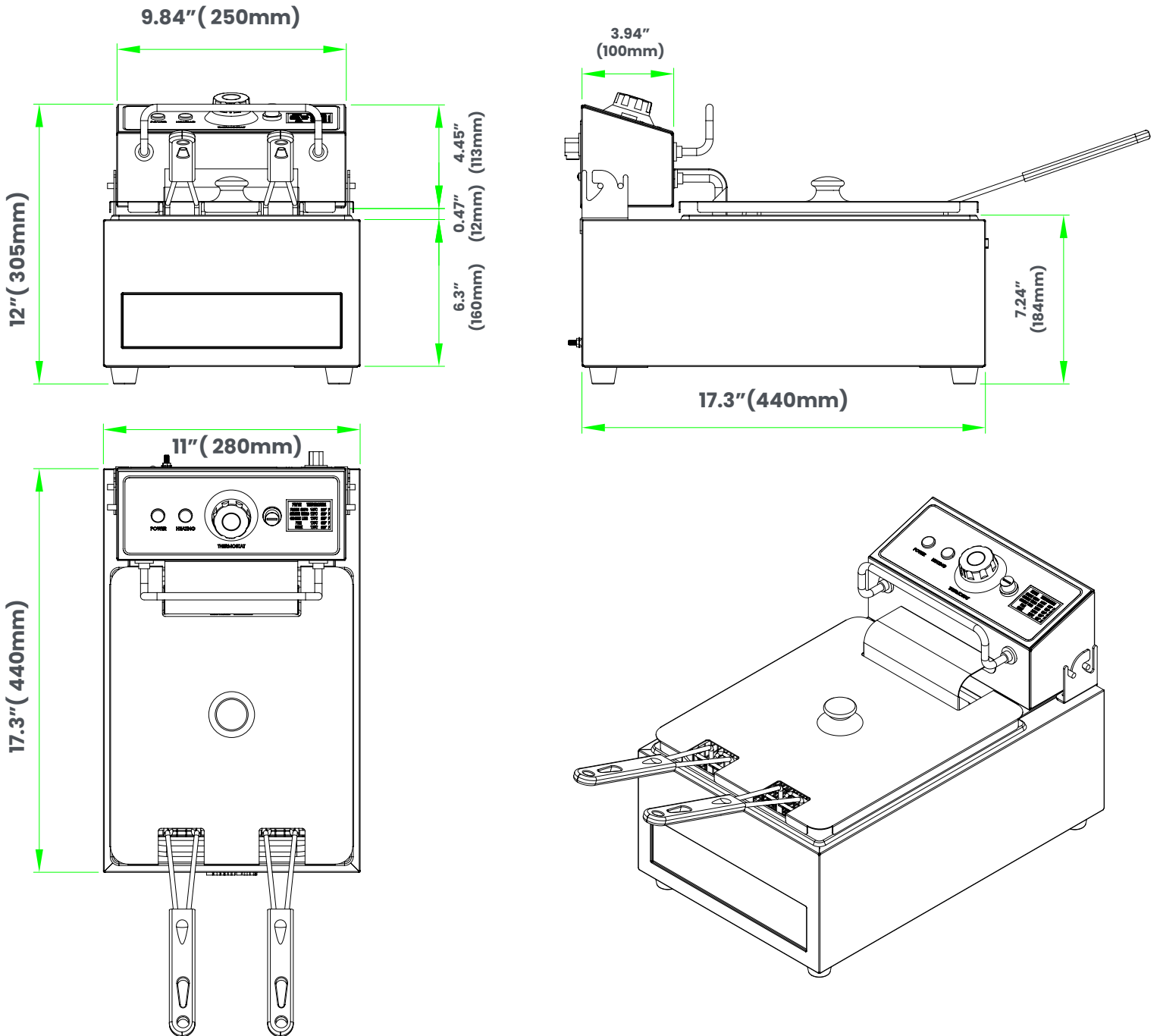
Single Countertop Electric Fryers

TECHNICAL SPECIFICATION		
Features	110V, Single Countertop Electric Fryers	220V, Single Countertop Electric Fryers
Item	34867	39371
Model	CE-CN-0006	CE-CN-0006-D
Oil Capacity	6.3 qt (6 L)	6.3 qt (6 L)
Number Of Basket	2	2
Adjustable Temperature	122°-374 °F (50°-190 °C)	
Power	1,350 W	2,500 W
Amps	11.25 A	11.36 A
Electrical	110 V / 60 Hz / 1 Ph	220 V / 60 Hz / 1 Ph
Basket Dimensions (DWH)	8.25" x 3.5" x 4.25" (210 x 890 x 108 mm)	8.25" x 3.5" x 4.25" (210 x 890 x 108 mm)
Net Weight	11 lb (5 kg)	11 lb (5 kg)
Net Dimensions (DWH)	17.5" x 11.25" x 11.75" (445 x 286 x 300 mm)	17.5" x 11.25" x 11.75" (445 x 286 x 300 mm)
Gross Weight	15 lb (6.8kg)	15 lb (6.8kg)
Gross Dimensions (DWH)	21" x 14" x 14" (533 x 356 x 356 mm)	21" x 14" x 14" (533 x 356 x 356 mm)
Type of Plug	NEMA 5-15P	NEMA 6-15P

Double Countertop Electric Fryers

TECHNICAL SPECIFICATION		
Features	110V, Double Countertop Electric Fryers	220V, Double Countertop Electric Fryers
Item	34868	39372
Model	CE-CN-0012	CE-CN-0012-D
Oil Capacity	6.3 qt / 6 L (x2)	6.3 qt / 6 L (x2)
Number Of Basket	4	4
Adjustable Temperature	50 to 190 °C (122 to 374 °F)	50 to 190 °C (122 to 374 °F)
Power	1,350 W (x2)	2,500 W (x2)
Amps	11.25 A (x2)	11.36 A (x2)
Electrical	110 V / 60 Hz / 1 Ph	220 V / 60 Hz / 1 Ph
Basket Dimensions (DWH)	8.25" x 3.5" x 4.25"(210 x 890 x 108 mm)	8.25" x 3.5" x 4.25"(210 x 890 x 108 mm)
Net Weight	22 lb (10kg)	22 lb (10kg)
Net Dimensions (DWH)	17.5" x 22.75" x 11.75"(445 x 578 x 300 mm)	17.5" x 22.75" x 11.75"(445 x 578 x 300 mm)
Gross Weight	26 lb (11.8 kg)	26 lb (11.8 kg)
Gross Dimensions (DWH)	25" x 20" x 14" (635 x 508 x 356 mm)	25" x 20" x 14" (635 x 508 x 356 mm)
Type of Plug	NEMA 5-15P	NEMA 6-15P

TECHNICAL DRAWING (Single)



TECHNICAL DRAWING (Double)

