

Project: \_\_\_\_\_  
 Location: \_\_\_\_\_  
 Item #: \_\_\_\_\_ Quantity: \_\_\_\_\_  
 Model #: \_\_\_\_\_

**MODEL: IMD-BC48/ IMD-BC72 BOTTLES COOLER: BLACK FINISH SOLID DOOR**



**IMD-BC48**



**IMD-BC72**

**General Strengths**

- ✓ **Sanitation.** The interior cabinet is built with rounded corners (extensive radius for easy cleaning). Quick ability to take off shelves and slides for interior cleaning. Each cabinet has a drain at the bottom of the unit. When cleaning the unit make sure the drain hose is routed to a floor drain.
- ✓ **Control systems.** Higher precision in managing temperature settings. Greater ability for the adjustment of temperatures ranges as per the end user's requirement.
- ✓ **100% Tested.** All condenser units are tested 100%, in helium chambers to refrigerant leak detections.
- ✓ **Certified.** Audited and Certified by **INTERTEK** for compliance with UL 471 and NSF 7. EQA audited and certified by internationally recognized firm. ISO 9001:2015 (Quality); ISO 14001:2015 (Environmental); ISO 45001:2018 (Prevention and Worker Safety)



Rew:02 Date: 12/19/2024 IMD-BC48\_BC72

ETL LISTED TO UL471 STANDARD AND SANITATION CLASSIFIED TO NSF7 – WE RESERVE THE RIGHT TO CHANGE SPECIFICATIONS WITHOUT PRIOR NOTICE

Project: \_\_\_\_\_  
 Location: \_\_\_\_\_  
 Item #: \_\_\_\_\_ Quantity: \_\_\_\_\_  
 Model #: \_\_\_\_\_

**MODEL: IMD-BC48/ IMD-BC72 BOTTLES COOLER: BLACK FINISH SOLID DOOR**

**STANDARD FEATURES**

- > **Exterior**
  - AISI 430 Stainless Steel
  - Rough black cold rolled
  - Completely injected compact structure
- > **Interior**
  - Interior grey plastic-coated steel.
- > **Doors**
  - Two units
  - Three units
- > **Insulation**
  - Polyurethane with high density 40kg/m<sup>3</sup>, CFSs free, zero ODP and low GWP.
- > **Refrigeration**
  - Temperature and defrost regulated by a digital controller.
  - System of ventilated condensation
  - Forced evaporation system.
  - Evaporative pan.
  - Evaporator coil coated with anti-corrosion material.
  - Refrigeration capacity: 1020 Btu/h (14°F) / 298 W(-10°C)

**OPTIONAL FEATURES**

- ✓ Set of 6" LEGS
- ✓ Electrical connection is 220V/50HZ/PH CONTACT FACTORY

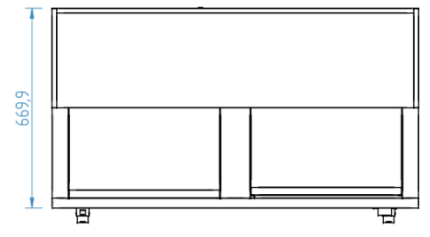
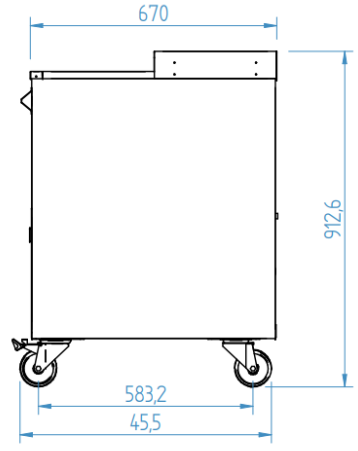
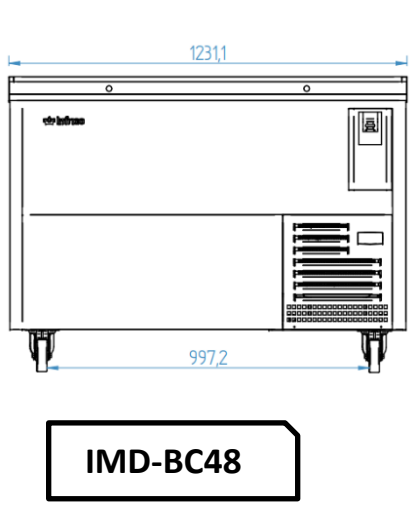
- > **Electrical**
  - Cord and NEMA 5-15P plug.
  - 15AMP breakers required.
  - Electrical connection is 115 V / 1ph / 60 Hz.



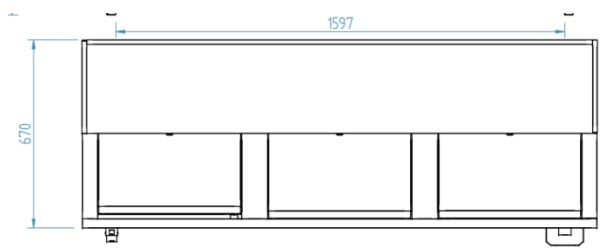
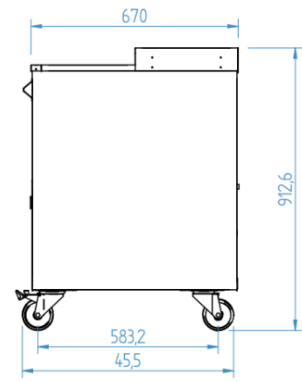
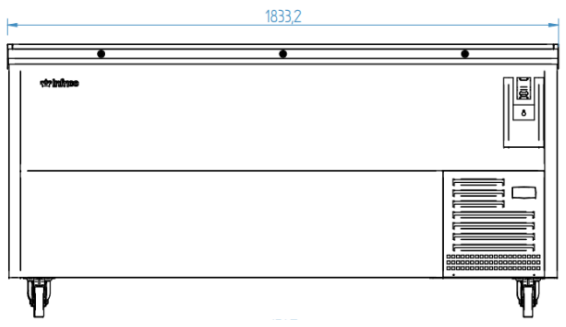
MODELS	Dimensions (inches) (mm)			Doors	Ref.	Ref.Weight (Lbs.) (gr.)	Temperature Range (°F) (°C)	Cond. Unit	Capacity (Cu.Ft.) (L)	Case Amps 115V	Crated weight (Lbs.) (Kg.)
	W	D	H								
IMD-BC48	48 (1231,1)	26 (670)	35 (912,6)	2	R290	0,20 (90)	33 °F/38 °F (0°C/3°C)	1/4	11,8 (334)	4,1	275 (125)
IMD-BC72	72	26	35	3	R290	0,22 (100)	33 °F/38 °F (0°C/3°C)	1/4	19 (542)	4,1	415 (188)

**MODEL: IMD-BC48/ IMD-BC72 BOTTLES COOLER: BLACK FINISH SOLID DOOR**

**ELEVATION                      RIGHT VIEW                      PLANT VIEW**



**ELEVATION                      RIGHT VIEW                      PLANT VIEW**



**IMD-BC72**

Rew:02 Date: 12/19/2024 IMD-BC48\_BC72

ETL LISTED TO UL471 STANDARD AND SANITATION CLASSIFIED TO NSF7 – WE RESERVE THE RIGHT TO CHANGE SPECIFICATIONS WITHOUT PRIOR NOTICE

