

**ESTABLISHING A NEW STANDARD IN THE COMERCIAL REFRIGERATION INDUSTRY**

Energy efficient, environmentally friendly, featuring spark-free components, low refrigerant charge and the most attractive product display.

**KEY FEATURES****ECO-FRIENDLY HC NATURAL REFRIGERANT**

New R600a HFC-free refrigerant gas that reduces environmental impact and increases efficiency.

**NEWLY DESIGNED CONDENSER**


New condenser featuring a joints reduction down to zero increasing long term refrigeration reliability and safeguarding against any system leaks.

**ELECTRONIC TEMPERATURE CONTROLLER**

Electronic controller assures optimal refrigeration performance through precision temperature control, and intelligent control for defrost cycle, compressor & other component functions.

**ELECTRONIC FAN MOTORS**

Enhances performance and efficiency. Uses only a fraction of the energy and offers longer life expectancy than industry standard shaded-pole motors.

**LED EFFICIENCY +220 LUX MINIMUM OUTPUT**

New 5th generation constant power ultra-high efficiency LED uses lowest energy possible, with highest light output.

**SPARK-FREE REFRIGERATION COMPONENTS**

All HC models will have spark free refrigeration components for optimal safety, per UL requirements.



## TECHNICAL SPECIFICATIONS

Exterior dimensions	Internal dimensions	Usable interior capacity
H: 44 1/8"	H: 38 7/8"	H: 38 7/8"
W: 18 7/8"	W: 14 7/8"	W: 13 3/4"
D: 20 1/2"	D: 15 3/8"	D: 11 5/8"

Usable volume	5.16 ft <sup>3</sup>
Doors	1
Door construction	Stainless steel frame
Shelves	3
Shelf size	W: 14 1/4" D: 12 1/8"
External material	Pre-painted steel
Internal material	Pre-painted steel


## DATA CAPACITY\*\*

20 oz bottle capacity	
Total:	75
Facings per shelf: 5	
Total facings:	20
12 oz can capacity	
Total:	130
Facings per shelf: 10	
Total facings:	35

## REFRIGERATION PERFORMANCE DATA

Refrigerant	R600a 1.2oz	
Energy consumption	1.067 kwh / 24 h	
Compressor power	1/8 HP 63 watts	
Condenser	Finless	
Thermostat setting default	Cut-out 32°F	Cut-in 44.6°F

## ELECTRICAL DATA

Power supply	115V / 60 Hz
Amps	1.7
Length of cord	128"
Lighting	2 modules 32 total LED's
Plug type 	NEMA 5-15P
Controller	ETC1H

## LOGISTIC DATA

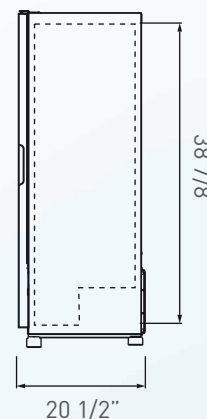
Trailer loads	20': 80
	40': 175
	53': 160
Unit weight w/packaging	117.29 lb
Dimensions w/packaging	H: 46 3/4"
	W: 20 5/8"
	D: 23 5/8"

## PRODUCT VIEWS

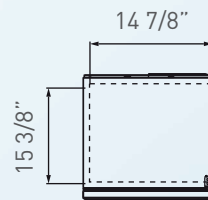
Front view



Side view



Top view



\*Energy consumption based on C condition  
 \*BMAD System (Low maintenance high performance)  
 \*Dimensions rounded up to the nearest inch or millimeter  
 \*Specifications subject to change without notice  
 \*H: Height, W: Width, D: Depth  
 \*\*Product capacity expressed at its highest level

### Customer service and warranty

Operators must follow installation and operational guidelines per Imbera Users Manual  
 Each cooler must be connected directly to a single power supply, otherwise warranty will be voided

03/262021