



Project: _____
Location: _____
Item #: _____
Quantity: _____

MULTIMAX

6-11/10-11 Electric, Tabletop Combi Steamer



MULTIMAX 6-11-3AE



MULTIMAX 10-11-3AE

Highlights

Eco Steam

- Energy-optimised and water-saving.

Power Steam

- More powerful for demanding food.

LED In-Door Lighting

- Lower power consumption, more environmentally friendly and longer service life.

Hybrid cleaning

- autoclean® PRO - water-saving, fewer chemicals in use, more flexibility.
- Liquid or Solid Tabs - use settings to set your preference.

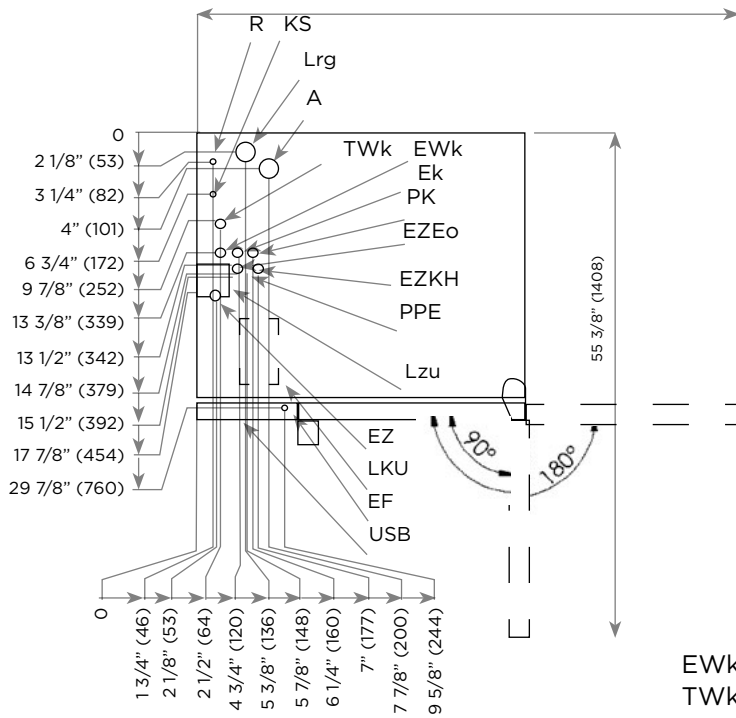
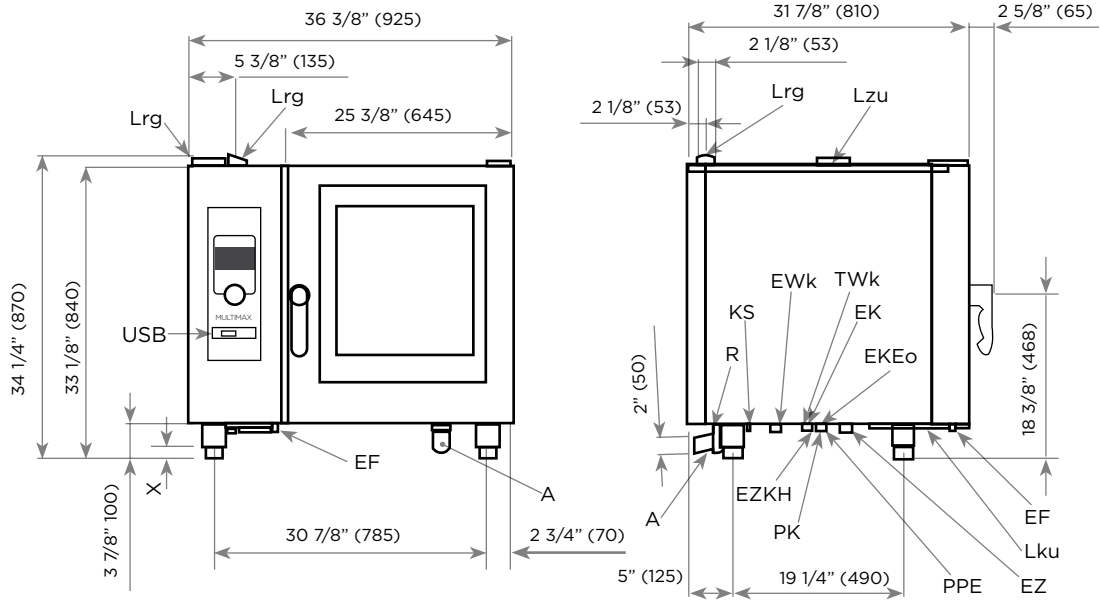
5 inch display and selector dial

- 5" display with rotary selector dial.

Warranty

- 3 years parts, 2 years labor

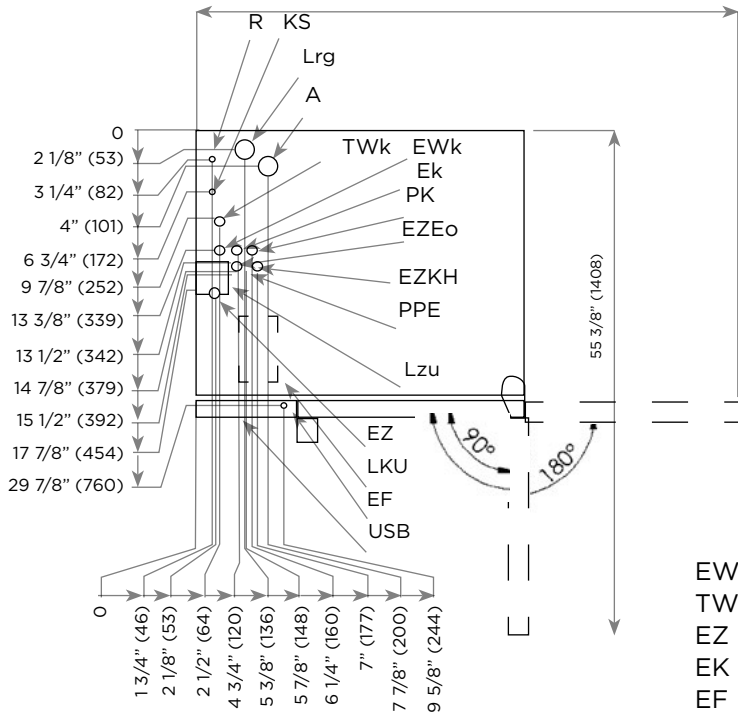
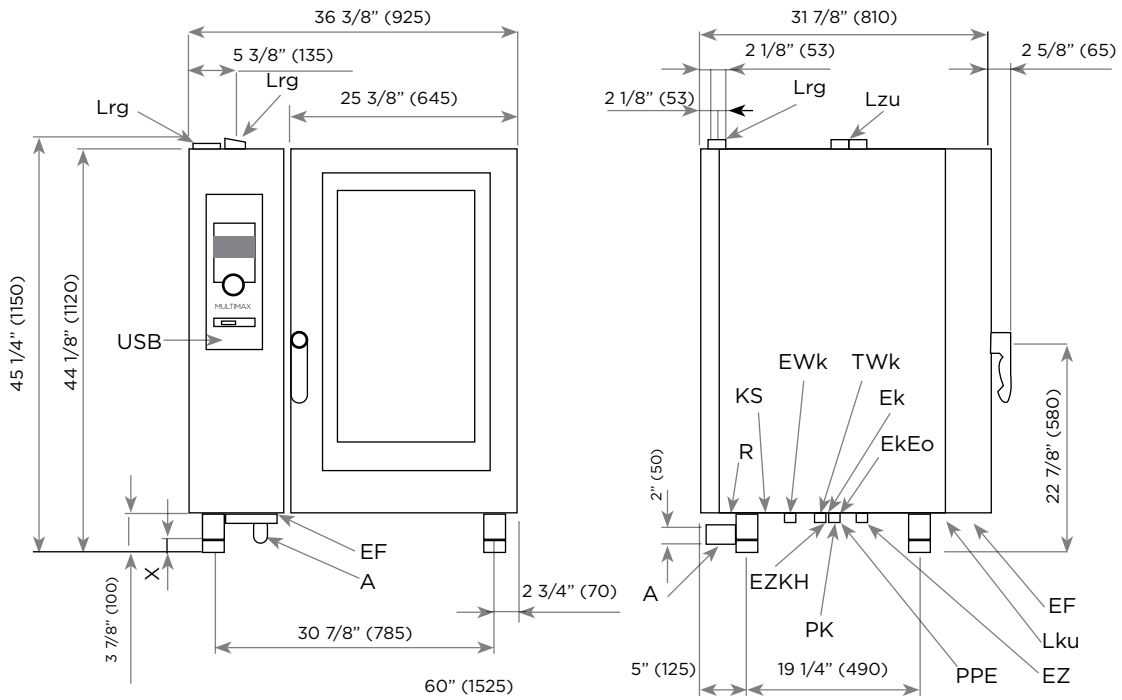
MULTIMAX - combi steamer, electric, right-hinged - 6-11



- Lzu Supply air opening
- Lrg Exhaust air pipe
- Lku Air intake for colling
- A Connection for waste water line
- X Feet, adjustable (=/- 3/8")

- EWk: Connection for soft water
- TWk Connection for hard water
- EZ Power supply
- EK Communications connection
- EF External sensor
- USB USB port
- PPE Connection for potential equalization
- PK Floating contact (optional)
- EZEo Power optimization
- EZKH Power supply
- R Connection for cleaner
- KS Connection for rinse

MULTIMAX - combi steamer, electric, right-hinged - 10-11



- Lzu Supply air opening
- Lrg Exhaust air pipe
- Lku Air intake for colling
- A Connection for waste water line
- X Feet, adjustable (=/- 3/8")

- EWk: Connection for soft water
- TWk Connection for hard water
- EZ Power supply
- EK Communications connection
- EF External sensor
- USB USB port
- PPE Connection for potential equalization
- PK Floating contact (optional)
- EZEo Power optimization
- EZKH Power supply
- R Connection for cleaner
- KS Connection for rinse

MULTIMAX - combi steamer, electric, right-hinged- 6-11, 10-11

Device Data	6-11	10-11
Material	1.4301	1.4301
Design Module	according to DIN 18866	according to DIN 18866
Protection Class	IPX5	IPX5
Device Dimensions		
Hinge Left/Right (WXDXH) (in./mm)	36.4 x 31.9 x 33.1 / 925 x 810 x 840	36.4 x 31.9 x 44.1 / 925 x 810 x 1120

Weights	6-11	10-11
Electrical device (lbs./kg)	258/117	322/146
Gas device (lbs./kg)	280/127	344/156
Packaging (lbs./kg)	78/35	84/38

Capacity	6-11	10-11
Number of inserts	6 x GN 1/1	10 x GN 1/1
Cavity volume (cu.ft./l)	9.46/268	14.05/398
Insert spacing (in./mm)	2.64/67	2.64/67

Electrical Connection	6-11	10-11
Voltage 20V - 240V 3 AC		
Power requirement (kW)	8.6 - 12.1	17.0 - 24.2
Rated current (A)	37.4 - 52.7	74.0 - 105.3
Fuse protection	3 x 35 A	3 x 63A
Residual-current circuit breaker	Type B	Type B
Tripping current (mA)	30	30

Electrical Connection	6-11	10-11
Voltage 380 - 415V NAC		
Power requirement (kW)	10.2 - 12.0	15.6 - 18.5
Rated current (A)	24.8 - 29.5	39.0 - 46.3
Fuse protection	3 x 20 A (3 x 16 A)	3 x 35 A (3 x 25 A)
Residual-current circuit breaker	Type B	Type B
Tripping current (mA)	30	30
Minimum cross section for connection (in ² /mm ²)	3 x .0023/1.5	3 x .0023/1.5

MULTIMAX - combi steamer, electric, right-hinged- 6-11, 10-11

Heat, noise emission	6-11	10-11
Heat, latent (MJ/h (kW))	3.9 (1.1)	6.1 (1.7)
Heat, sensitive (MJ/h (kW))	2.8 (0.8)	4.3 (1.2)
Noise emission dBA	<70	<70
Device Dimensions		

Clearances		
Safety distance (in./mm)	Rear	2/50 (minimum)
	Right	2/50 (minimum)
	Left	2/50 (minimum)
Minimum clearance	To combi, ovens, heating cabinets	2/50 (minimum)
	Open flames, hot fat/oil, hot surfaces or similar	39.4/1,000 (minimum)

Water/Waste Water

Water Supply/dim	2 x 3/4"
Flow Pressure (PSI/bar/kPa)	29-87/2-6/200-600

Waste water connection	
With autoclean® PRO	Permanent connection
Type	DN50 (min inside diameter: 1.81"/46mm) for permanent connection
Drain line gradient	minimum 3%

Soft water quality			
General requirement	Drinking water	pH value	7.0 - 8.5
Total hardness		Cl - chlorine (ppm, mg/l)	max. /80
[°dH]	≤3	Cl ₂ - free chlorine (ppm, mg/l)	max /0.1
[ppm]	70-125	SO ₄ ²⁻ - sulphate (ppm, mg/l)	max /100
[°TH]	7-13	Fe - iron (ppm, mg/l)	max /0.1
[°e]	5-9	Temperature (°F/°C)	max 122/50

Hard water quality			
General requirement	Drinking water	Electrical conductivity (µS/cm)	20 -90
Total hardness		Water Pressure (PSI/bar)	58/4 (29-87/2-6)
[°dH]	≤ 14	Max water flow w autoclean® PRO (gpm/l/min)	0.08/0.3
[ppm]	≤ 250	Power Steam (gpm/l/min)	0.49/1.85
[°TH]	≤ 25		
[°e]	≤ 18		

Hard Water

Hard water (w autoclean® PRO) (gpm/l/min) 1.8/6.8

MULTIMAX - combi steamer, electric, right-hinged- 6-11, 10-11

STANDARD FEATURES

- 5" touchscreen with rotary selector dial
- 8 operating modes: Steaming, Intensive steaming, Vario steaming, Convection, Combi-cooking, Low-temperature cooking, Delta-T cooking, Regenerating,
- Program capacity of 99 programs, with 9 steps each
- Manual cooking temperature, adjustable between 86°F/30°C and 572°F/ 300 °C - accurate to the degree
- Core temperature, adjustable between 68°F/20 °C-212°F/100 °C - accurate to the degree
- Humidity range, adjustable between 0 - 100 %, accurate in 5% or 10% steps
- Fresh Steam system—Steam injection quantity, adjustable in 1 ml steps or seconds
- Fan speed in 5 increments, timed fan speeds, fan wheel auto-reverse
- Active dehumidification
- Eco Steam
- Power Steam
- Flashing light at the end of the cooking programme
- Adjustable volume of the signal tone
- Quick-action door closure
- Internal multi-point core temperature probe with 4 measuring points
- Frequency converter
- Automatic resting time in accordance with the steam injection quantity
- Time, adjustable up to 24 hours
- Step overview
- Clean air filter alert

Cleaning:

- Fully automatic cleaning autoclean® PRO with liquid cleaner

- Hybrid - compatible with liquid or solid cleaner and rinse agents
- Drying phase freely selectable
- The drying phase can be interrupted during the cleaning operation
- Plug-in door seal for easy cleaning and maintenance

Settings & Service:

- Language setting in 25 languages
- Time and date setting
- Keyboard setting: 6 different versions
- Numerical input
- Data and HACCP logging and display
- Automated cleaning and maintenance instructions, including blocking

Programs and Media Manager:

- Program manager PRO
- Sound manager

Start screen and start-up settings

- Standby image and time
- Version: light or dark
- Custom start screen
- Standby after cleaning and 15 min. inactivity

Programming

- Weekly programming PRO for cooking/baking programs and autoclean® PRO
- Multi-Cooking, Multi Baking PRO mixed loads
- Quick modes: cooking, baking, cleaning
- Individualization of the operating concept with password manager

OPTIONS

- Left-hinged door
- Safety door latch
- External core temperature probe
- External sous vide probe
- Special voltages
- Electric door lock for automatic door opening after end of cooking/baking programme and
- Electric door lock for automatic door opening after end of cleaning programme

ACCESSORIES

- Multi-Eco PRO Ventless Hood
- Stacking kits, base frames, heat shields, special hanging racks
- Tray and plate rack trolley
- Various trays, grills and containers
- Smoke Fit smoker unit

APPROVALS

