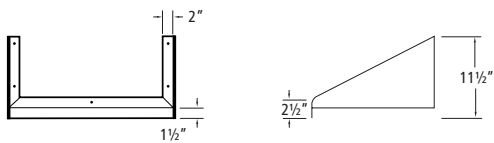


# Shelving

## Wall Shelving



WMMS-18-24



## STAINLESS STEEL WALL MOUNT SHELVES

### FEATURES

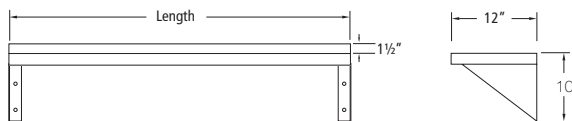
- Made with 18 gauge, Type 304 Stainless Steel
- Easy assembly and installation
- Safe and durable
- Wall mounting hardware not included
- Steel is reinforced to meet or exceed industry standards

## WALL MOUNT MICROWAVE SHELVING

Product #	Shelf Width	Quantity In Box	Shipping Dimensions			Weight (lbs)
			L"	W"	H"	
WMMS-18-24	24	1	25	20	11	8
WMMS-24-24	24	1	25	26	11	10




WMS-12-24

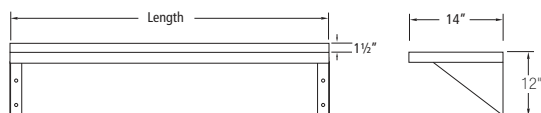


## 12" WALL MOUNT SHELVING

Product #	Shelf Width	Quantity In Box	Shipping Dimensions			Weight (lbs)
			L"	W"	H"	
WMS-12-24	24	1	26	13	4	8
WMS-12-36	36	1	38	13	4	10
WMS-12-48	48	1	50	13	4	12
WMS-12-60	60	1	62	13	4	14
WMS-12-72	72	1	74	13	4	16
WMS-12-84	84	1	86	13	4	18
WMS-12-96	96	1	98	13	4	20



WMS-14-36



## 14" WALL MOUNT SHELVING

Product #	Shelf Width	Quantity In Box	Shipping Dimensions			Weight (lbs)
			L"	W"	H"	
WMS-14-24	24	1	26	15	4	12
WMS-14-36	36	1	38	15	4	14
WMS-14-48	48	1	50	15	4	17
WMS-14-60	60	1	62	15	4	19
WMS-14-72	72	1	74	15	4	22
WMS-14-84	84	1	86	15	4	24
WMS-14-96	96	1	98	15	4	27

>> **EFI Product Feature:** All units 72" and over include an additional center support (not shown).

Specifications subject to change without notice.